

# **Nokia Customer Care**

## **2 - Parts Lists**

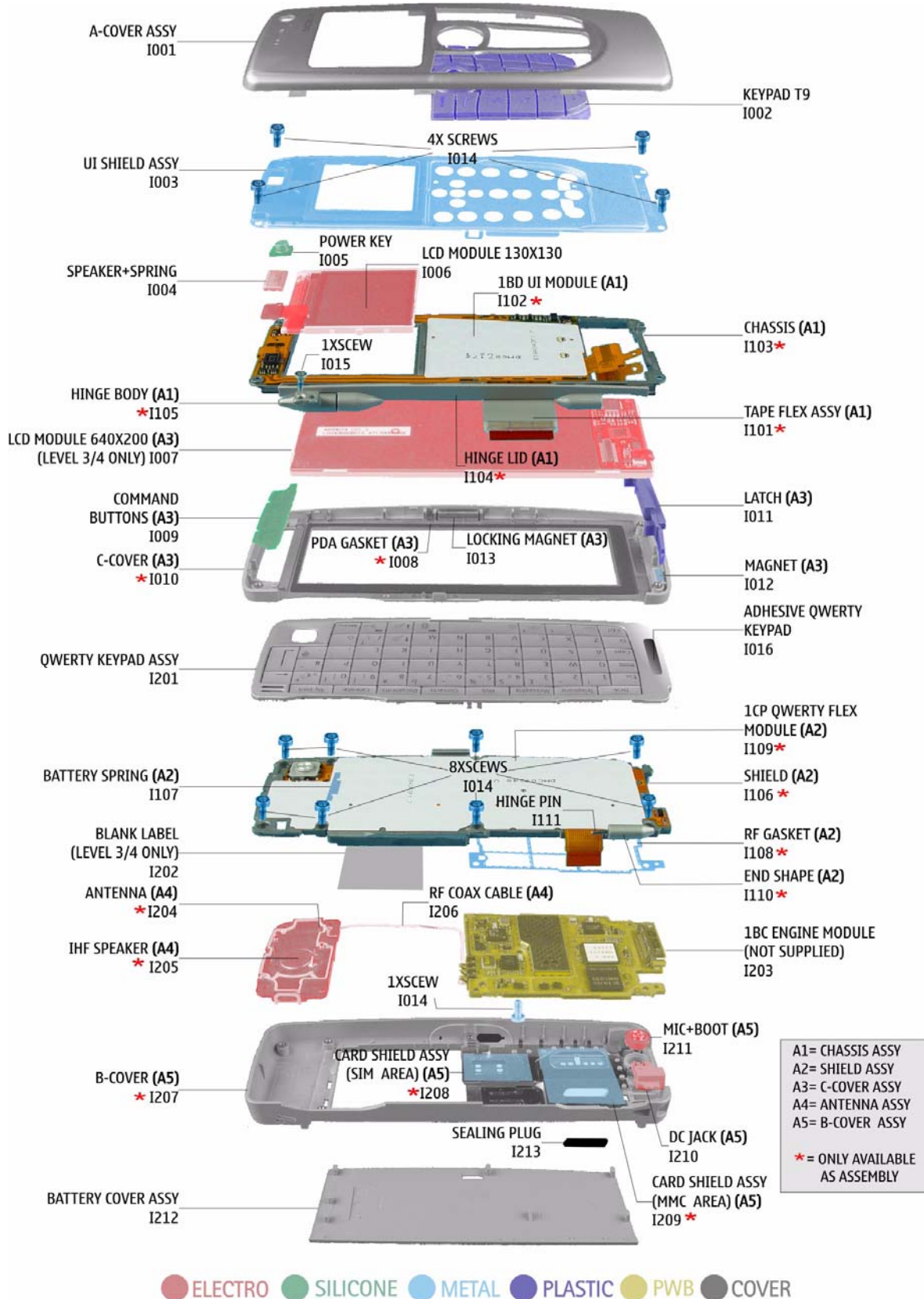
[This page intentionally blank]

**Table of Contents**

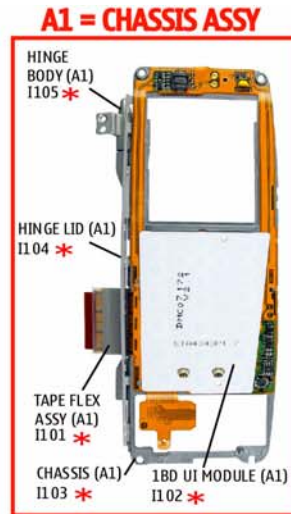
	<b>Page No</b>
<b>Exploded View of RAE-6/RA-4 .....</b>	<b>5</b>
Spare parts overview .....	6
Mechanical parts .....	7
<b>Parts List for RAE-6/RA-4 Engine Module (1bc_10e) .....</b>	<b>10</b>
Variant parts for RA-4 engine module.....	27

[This page intentionally blank]

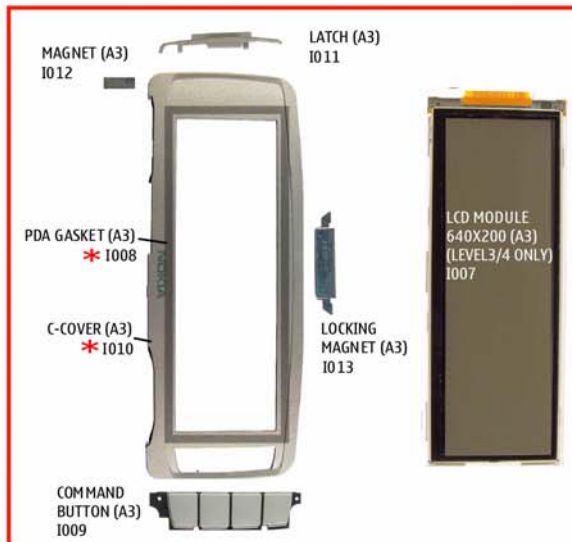
## Exploded View of RAE-6/RA-4



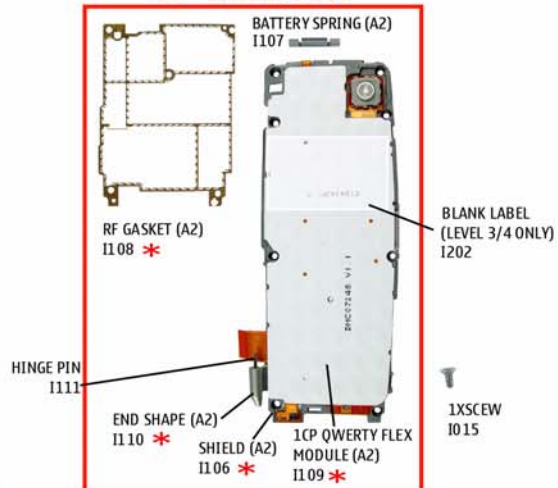
■ Spare parts overview



**A3 = PDA DISPLAY ASSY**



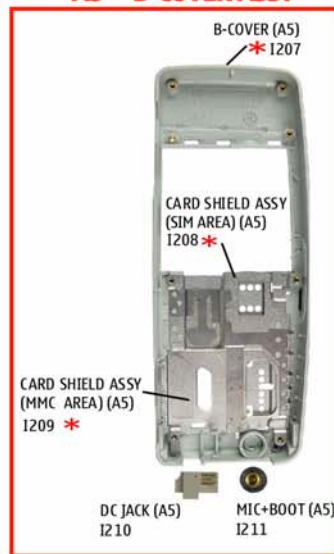
**A2 = SHIELD ASSY**



**A4 = ANTENNA + CABLE ASSY**



**A5 = B-COVER ASSY**



A1= CHASSIS ASSY  
A2= SHIELD ASSY  
A3= C-COVER ASSY  
A4= ANTENNA ASSY  
A5= B-COVER ASSY  
\* = ONLY AVAILABLE AS ASSEMBLY

■ **Mechanical parts**

ITEM/ _CIRCUIT REF.	QTY	PART NAME
I001	1	A-COVER ASSY
I002	1	KEYPAD T9
I003	1	UI SHIELD ASSY
I004	1	SPEAKER+SPRING
I005	1	POWER KEY
I006	1	LCD MODULE 130X130
	<b>1</b>	<b>CHASSIS ASSY</b>
I101	1	TAPE FLEX ASSY
I102	1	1BD UI MODULE
I103	1	CHASSIS
I104	1	HINGE LID
I105	1	HINGE BODY
	<b>1</b>	<b>SHIELD ASSY</b>
I106	1	SHIELD
I107	1	BATTERY SPRING
I108	1	RF-GASKET
I109	1	1CP QWERTY FLEX MODULE
I111	1	END SHAPE
I112	1	HINGE PIN
	<b>1</b>	<b>C-COVER ASSY</b>
I007	1	LCD MODULE 640X200
I008	1	PDA-GASKET
I009	1	COMMAND BUTTONS
I010	1	C-COVER

ITEM/ _CIRCUIT REF.	QTY	PART NAME
I011	1	LATCH
I012	1	MAGNET
I013	1	LOCKING MAGNET
I201	1	QWERTY KEYPAD ASSY
I014	13	M1.6x4.0 TORX PLUS
I015	1	SCREW M1.6X3 TORX PLUS
I202	1	BLANK LABEL DMC03745 27X40MM
I203	1	1BC Engine MODULE
	<b>1</b>	<b>ANTENNA ASSY</b>
I204	1	ANTENNA
I205	1	SPEAKER HF 69+-2DB 8R D16X4.36
I206	1	RF COAXIAL CABLE 50 OHM RAE-6
	<b>1</b>	<b>B-COVER ASSY DMC07372 R1021</b>
I207	1	B-COVER DMD11735 R1021
I208	1	CARD SHIELD ASSY ON B- COVER (SIM AREA)
I209	1	CARD SHIELD ASSY ON B- COVER (MMC AREA)
I210	1	DC-JACK 3.5MM 3POL SPRING
I211	1	MIC+BOOT ASSY -42+-3DB D7.7X3MM
I212	1	BATTERY COVER ASSY DMC07373 RAE-6



ITEM/ _CIRCUIT REF.	QTY	PART NAME
I213	1	SEALING PLUG

EXPLANATION:

Bold = ASSY

I0xx = ITEM codes for upper or mono block

I1xx = ITEM codes for hinge block

I2xx = ITEM codes for lower block

I3xx = ITEM codes for soldered spare parts on the upper hinge or lower block, not exchangeable

**Parts List for RAE-6/RA-4 Engine Module (1bc\_10e)**

Item	Side	X	Y	Type	Description and value			
A2200	Top	F	6	SHIELD_DMD11883	UEME CAN DMD11883 RAE-6	~	~	~
A7000	Bot	A	7	COAX_CLIP	COAX CLIP METAL	~	~	~
B2200	Top	G	9	CRYSTAL_3.3X1.6	CRYSTAL 32.768KHZ +-20PPM 12.5PF	32.768kHz	~	~
B4800	Top	J	7	CRYSTAL_NX4025DA	CRYSTAL 12.0MHZ +-15PPM 10PF	12MHz	~	~
C2000	Bot	D	3	0402C	Chipcap 5% NP0	27p	50V	normal,-5%,5%
C2001	Bot	D	7	POSCAP_TPB_B2	CHIPTCAP 68UF M 6V3	68u	6.3V	normal,-20%,20%
C2002	Bot	D	7	POSCAP_TPB_B2	CHIPTCAP 68UF M 6V3	68u	6.3V	normal,-20%,20%
C2003	Top	K	6	0402C	CHIPCAP NP0 270P J 25V 0402	270p	25V	normal,-5%,5%
C2005	Bot	K	4	0603C	CHIPCAP X5R 2U2 K 6V3 0603	2u2	6V3	normal,-10%,10%
C2006	Bot	J	3	0603C	CHIPCAP X5R 1U K 16V 0603	1u0	16V	normal,-10%,10%
C2007	Bot	K	4	0402C	Chipcap X7R 10% 16V 0402	10n	16V	normal,-10%,10%
C2008	Bot	K	8	0405_2_P0.65_AVX	CHIP ARRAY X5R 2X10N M 16V 0405	2x10n	16V	normal,-20%,20%
C2009	Bot	J	9	0405_2_P0.65_AVX	CHIP ARRAY X5R 2X10N M 16V 0405	2x10n	16V	normal,-20%,20%
C2010	Bot	J	8	0405_2_P0.65_AVX	CHIP ARRAY X5R 2X10N M 16V 0405	2x10n	16V	normal,-20%,20%
C2011	Bot	J	8	0402C	Chipcap 5% NP0	100p	50V	normal,-5%,5%
C2012	Bot	J	9	0402C	Chipcap 5% NP0	100p	50V	normal,-5%,5%
C2013	Bot	K	8	0402C	Chipcap 5% NP0	100p	50V	normal,-5%,5%
C2014	Bot	G	4	0405_2_P0.65	CHIP ARRAY NP0 2X27P K 25V 0405	2x27p	25V	normal,-10%,10%
C2015	Bot	B	4	0402C	Chipcap 5% NP0	27p	50V	normal,-5%,5%
C2026	Bot	L	5	FILTER_NFM2012_CK D510	CHIPCAP FEEDTHRU 1U S 16V 0805	1u	16V	normal,-20%,50%
C2070	Bot	D	3	0603C	CHIPCAP X5R 1U K 6V3 0603	1u0	6.3V	normal,-10%,10%
C2100	Bot	E	7	0405_2_P0.65_AVX	CHIP ARRAY X5R 2X10N M 16V 0405	2x10n	16V	normal,-20%,20%

Item	Side	X	Y	Type	Description and value			
C2101	Top	D	2	0405_2_P0.65	CHIP ARRAY NP0 2X27P K 25V 0405	2x27p	25V	normal,-10%,10%
C2102	Bot	G	7	0405_2_P0.65_AVX	CHIP ARRAY X5R 2X33N K 10V 0405	2x33n	10V	normal,-10%,10%
C2103	Bot	G	7	0405_2_P0.65_AVX	CHIP ARRAY X5R 2X1N M 16V 0405	2x1n	16V	normal,-20%,20%
C2104	Bot	G	6	0402C	CHIPCAP X5R 100N K 10V 0402	100n	10V	normal,-10%,10%
C2105	Bot	L	6	0402C	Chipcap 5% NP0	27p	50V	normal,-5%,5%
C2106	Bot	K	8	0402C	CHIPCAP X5R 100N K 10V 0402	100n	10V	normal,-10%,10%
C2107	Bot	K	7	0402C	CHIPCAP X5R 100N K 10V 0402	100n	10V	normal,-10%,10%
C2108	Bot	K	7	0405_2_P0.65_AVX	CHIP ARRAY X5R 2X33N K 10V 0405	2x33n	10V	normal,-10%,10%
C2109	Bot	K	7	0405_2_P0.65_AVX	CHIP ARRAY X5R 2X1N M 16V 0405	2x1n	16V	normal,-10%,10%
C2110	Bot	K	8	0405_2_P0.65	CHIP ARRAY NP0 2X27P K 25V 0405	2x27p	25V	normal,-10%,10%
C2111	Bot	G	8	0405_2_P0.65_AVX	CHIP ARRAY X5R 2X100N Y 10V 0405	2x100n	10V	normal,-20%,10%
C2112	Bot	G	8	0405_2_P0.65_AVX	CHIP ARRAY X5R 2X100N Y 10V 0405	2x100n	10V	normal,-20%,10%
C2113	Bot	I	9	0405_2_P0.65_AVX	CHIP ARRAY X5R 2X100N Y 10V 0405	2x100n	10V	normal,-20%,10%
C2114	Bot	I	9	0405_2_P0.65_AVX	CHIP ARRAY X5R 2X100N Y 10V 0405	2x100n	10V	normal,-20%,10%
C2115	Bot	I	9	0603C	CHIPCAP X5R 1U K 6V3 0603	1u0	6.3V	normal,-10%,10%
C2116	Bot	I	9	0402C	CHIPCAP X5R 100N K 10V 0402	100n	10V	normal,-10%,10%
C2117	Bot	I	9	0603C	CHIPCAP X5R 2U2 K 6V3 0603	2u2	6V3	normal,-10%,10%
C2118	Bot	G	3	0405_2_P0.65_AVX	CHIP ARRAY X5R 2X1N M 16V 0405	2x1n	16V	normal,-10%,10%
C2119	Bot	I	8	0405_2_P0.65_AVX	CHIP ARRAY X5R 2X100N Y 10V 0405	2x100n	10V	normal,-20%,10%
C2200	Bot	F	9	0402C	Chipcap X7R 10% 16V 0402	10n	16V	normal,-10%,10%
C2201	Bot	G	7	0402C	Chipcap X7R 10% 16V 0402	10n	16V	normal,-10%,10%
C2202	Top	G	9	0402C	Chipcap 5% NP0	10p	50V	normal,-5%,5%
C2203	Top	G	9	0402C	Chipcap 5% NP0	10p	50V	normal,-5%,5%

Item	Side	X	Y	Type	Description and value			
C2204	Top	G	6	0402C	CHIPCAP X5R 100N K 10V 0402	100n	10V	normal,-10%,10%
C2205	Top	F	6	0402C	CHIPCAP X5R 100N K 10V 0402	100n	10V	normal,-10%,10%
C2206	Top	E	7	0402C	CHIPCAP X5R 100N K 10V 0402	100n	10V	normal,-10%,10%
C2207	Top	E	7	0402C	CHIPCAP X5R 100N K 10V 0402	100n	10V	normal,-10%,10%
C2208	Top	E	9	0402C	CHIPCAP X5R 100N K 10V 0402	100n	10V	normal,-10%,10%
C2209	Top	E	9	0402C	CHIPCAP X5R 100N K 10V 0402	100n	10V	normal,-10%,10%
C2210	Top	E	9	0603C	CHIPCAP X5R 1U K 6V3 0603	1u0	6.3V	normal,-10%,10%
C2211	Top	E	9	0603C	CHIPCAP X5R 1U K 6V3 0603	1u0	6.3V	normal,-10%,10%
C2212	Top	E	9	0603C	CHIPCAP X5R 1U K 6V3 0603	1u0	6.3V	normal,-10%,10%
C2213	Top	F	9	0405_GNM23	CHIP ARRAY X5R 2X1U K 6V3 MA 0405	2x1u	6.3V	normal,-10%,10%
C2214	Bot	F	9	0405_GNM23	CHIP ARRAY X5R 2X1U K 6V3 MA 0405	2x1u	6.3V	normal,-10%,10%
C2215	Bot	G	7	0405_GNM23	CHIP ARRAY X5R 2X1U K 6V3 MA 0405	2x1u	6.3V	normal,-10%,10%
C2216	Bot	F	8	0405_GNM23	CHIP ARRAY X5R 2X1U K 6V3 MA 0405	2x1u	6.3V	normal,-10%,10%
C2217	Bot	G	8	0405_GNM23	CHIP ARRAY X5R 2X1U K 6V3 MA 0405	2x1u	6.3V	normal,-10%,10%
C2218	Bot	F	7	0405_GNM23	CHIP ARRAY X5R 2X1U K 6V3 MA 0405	2x1u	6.3V	normal,-10%,10%
C2219	Top	E	8	0405_GNM23	CHIP ARRAY X5R 2X1U K 6V3 MA 0405	2x1u	6.3V	normal,-10%,10%
C2220	Bot	G	9	0405_GNM23	CHIP ARRAY X5R 2X1U K 6V3 MA 0405	2x1u	6.3V	normal,-10%,10%
C2221	Bot	G	7	0405_GNM23	CHIP ARRAY X5R 2X1U K 6V3 MA 0405	2x1u	6.3V	normal,-10%,10%
C2222	Top	E	7	0405_GNM23	CHIP ARRAY X5R 2X1U K 6V3 MA 0405	2x1u	6.3V	normal,-10%,10%
C2223	Top	E	8	0405_GNM23	CHIP ARRAY X5R 2X1U K 6V3 MA 0405	2x1u	6.3V	normal,-10%,10%
C2224	Top	E	8	0405_GNM23	CHIP ARRAY X5R 2X1U K 6V3 MA 0405	2x1u	6.3V	normal,-10%,10%
C2225	Top	E	8	0405_GNM23	CHIP ARRAY X5R 2X1U K 6V3 MA 0405	2x1u	6.3V	normal,-10%,10%
C2226	Bot	E	7	0405_GNM23	CHIP ARRAY X5R 2X1U K 6V3 MA 0405	2x1u	6.3V	normal,-10%,10%

Item	Side	X	Y	Type	Description and value			
C2227	Top	E	8	0405_GNM23	CHIP ARRAY X5R 2X1U K 6V3 MA 0405	2x1u	6.3V	normal,-10%,10%
C2330	Bot	E	8	0603C	CHIPCAP X5R 1U K 6V3 0603	1u0	6.3V	normal,-10%,10%
C2331	Bot	F	8	0603C	CHIPCAP X5R 1U K 6V3 0603	1u0	6.3V	normal,-10%,10%
C2332	Bot	E	9	0603C	CHIPCAP X5R 1U K 6V3 0603	1u0	6.3V	normal,-10%,10%
C2333	Bot	E	9	0603C	CHIPCAP X5R 1U K 6V3 0603	1u0	6.3V	normal,-10%,10%
C2334	Bot	E	9	0603C	CHIPCAP X5R 1U K 6V3 0603	1u0	6.3V	normal,-10%,10%
C2335	Bot	F	7	0603C	CHIPCAP X5R 1U K 6V3 0603	1u0	6.3V	normal,-10%,10%
C2350	Bot	B	4	0402C	Chipcap X7R 10% 16V 0402	10n	16V	normal,-10%,10%
C2351	Bot	E	7	0402C	Chipcap X7R 10% 16V 0402	10n	16V	normal,-10%,10%
C2353	Bot	G	8	0402C	Chipcap X7R 10% 50V 0402	1n0	50V	normal,-10%,10%
C2700	Bot	B	6	0402C	CHIPCAP X5R 100N K 10V 0402	100n	10V	normal,-10%,10%
C2880	Bot	F	6	0402C	Chipcap X7R 10% 16V 0402	10n	16V	normal,-10%,10%
C2881	Bot	F	6	0402C	CHIPCAP X5R 100N K 10V 0402	100n	10V	normal,-10%,10%
C2882	Bot	E	6	0402C	Chipcap X7R 10% 16V 0402	10n	16V	normal,-10%,10%
C2883	Bot	E	5	0402C	Chipcap X7R 10% 16V 0402	10n	16V	normal,-10%,10%
C2884	Top	F	6	0402C	Chipcap X7R 10% 16V 0402	10n	16V	normal,-10%,10%
C2885	Bot	E	5	0402C	Chipcap X7R 10% 16V 0402	10n	16V	normal,-10%,10%
C2900	Top	E	7	0402C	Chipcap 5% NP0	100p	50V	normal,-5%,5%
C2901	Top	E	7	0402C	Chipcap 5% NP0	100p	50V	normal,-5%,5%
C2902	Bot	E	6	0402C	Chipcap 5% NP0	100p	50V	normal,-5%,5%
C3030	Bot	E	5	0402C	Chipcap X7R 10% 16V 0402	10n	16V	normal,-10%,10%
C3031	Bot	E	5	0402C	CHIPCAP X5R 100N K 10V 0402	100n	10V	normal,-10%,10%
C3032	Top	E	4	0603_BLM	CHIPCAP X7R 100N K 16V 0603	100n	16V	normal,-10%,10%

Item	Side	X	Y	Type	Description and value			
C4100	Bot	G	8	0402C	CHIPCAP X5R 100N K 10V 0402	100n	10V	normal,-10%,10%
C4101	Bot	G	9	0402C	Chipcap 5% NP0	27p	50V	normal,-5%,5%
C4102	Bot	I	9	0402C	CHIPCAP X5R 100N K 10V 0402	100n	10V	normal,-10%,10%
C4103	Bot	I	8	0805C	CHIPCAP X5R 10U M 6V3 0805	10U	6V3	normal,-20%,20%
C4104	Bot	G	8	0402C	CHIPCAP X5R 100N K 10V 0402	100n	10V	normal,-10%,10%
C4105	Bot	H	8	0402C	Chipcap X7R 10% 25V 0402	4n7	25V	normal,-10%,10%
C4200	Bot	E	5	0603C	CHIPCAP X5R 2U2 K 6V3 0603	2u2	6V3	normal,-10%,10%
C4201	Bot	G	5	0402C	CHIPCAP X7R 33N K 10V 0402	33n	10V	normal,-10%,10%
C4202	Bot	E	5	0603C	CHIPCAP X5R 2U2 K 6V3 0603	2u2	6V3	normal,-10%,10%
C4203	Bot	E	4	0402C	Chipcap X7R 10% 16V 0402	10n	16V	normal,-10%,10%
C4206	Bot	E	4	0402C	CHIPCAP X5R 100N K 10V 0402	100n	10V	normal,-10%,10%
C4207	Bot	E	5	0402C	Chipcap X7R 10% 16V 0402	10n	16V	normal,-10%,10%
C4208	Bot	D	5	0805C	CHIPCAP X5R 10U M 6V3 0805	10U	6V3	normal,-20%,20%
C4209	Bot	E	5	0603C	CHIPCAP X5R 2U2 K 6V3 0603	2u2	6V3	normal,-10%,10%
C4211	Bot	E	4	0603C	CHIPCAP X5R 2U2 K 6V3 0603	2u2	6V3	normal,-10%,10%
C4212	Bot	E	4	0402C	Chipcap X7R 10% 16V 0402	10n	16V	normal,-10%,10%
C4214	Bot	D	4	0805C	CHIPCAP X5R 10U M 6V3 0805	10U	6V3	normal,-20%,20%
C4215	Bot	D	4	0805C	CHIPCAP X5R 10U M 6V3 0805	10U	6V3	normal,-20%,20%
C4403	Bot	I	2	0603C	CHIPCAP X5R 1U K 6V3 0603	1u0	6.3V	normal,-10%,10%
C4404	Bot	I	3	0402C	Chipcap X7R 10% 16V 0402	10n	16V	normal,-10%,10%
C4408	Top	C	2	0603C	CHIPCAP X5R 1U K 6V3 0603	1u0	6.3V	normal,-10%,10%
C4490	Bot	E	7	0805C	CHIPCAP X5R 4U7 K 6V3 0805	4u7	6V3	normal,-10%,10%
C4492	Bot	C	9	0402C	CHIPCAP X5R 100N K 10V 0402	100n	10V	normal,-10%,10%

Item	Side	X	Y	Type	Description and value			
C4800	Top	K	7	0402C	Chipcap 5% NP0	33p	50V	normal,-5%,5%
C4801	Top	K	7	0402C	Chipcap 5% NP0	33p	50V	normal,-5%,5%
C4802	Top	J	7	0402C	Chipcap 5% NP0	15p	50V	normal,-5%,5%
C4803	Bot	H	3	0402C	CHIPCAP X5R 100N K 10V 0402	100n	10V	normal,-10%,10%
C4804	Bot	H	3	0402C	CHIPCAP X5R 100N K 10V 0402	100n	10V	normal,-10%,10%
C4805	Bot	H	3	0603C	CHIPCAP X5R 1U K 6V3 0603	1u0	6.3V	normal,-10%,10%
C4806	Bot	H	5	0805C	CHIPCAP X5R 10U M 6V3 0805	10U	6V3	normal,-20%,20%
C4807	Top	H	6	0402C	CHIPCAP X5R 100N K 10V 0402	100n	10V	normal,-10%,10%
C4808	Top	H	5	0402C	CHIPCAP X5R 100N K 10V 0402	100n	10V	normal,-10%,10%
C4809	Top	K	6	0402C	Chipcap X7R 10% 16V 0402	10n	16V	normal,-10%,10%
C4810	Top	K	4	0402C	CHIPCAP X5R 100N K 10V 0402	100n	10V	normal,-10%,10%
C4811	Bot	K	6	0402C	Chipcap X7R 10% 16V 0402	10n	16V	normal,-10%,10%
C4812	Top	K	5	0402C	CHIPCAP X5R 100N K 10V 0402	100n	10V	normal,-10%,10%
C4813	Bot	H	3	0405_2_P0.65_AVX	CHIP ARRAY X5R 2X10N K 16V 0405	2x10n	16V	normal,-10%,10%
C4814	Bot	H	3	0405_2_P0.65_AVX	CHIP ARRAY X5R 2X10N K 16V 0405	2x10n	16V	normal,-10%,10%
C4815	Bot	I	3	0402C	Chipcap X7R 10% 16V 0402	10n	16V	normal,-10%,10%
C4816	Top	K	4	0405_2_P0.65_AVX	CHIP ARRAY X5R 2X10N K 16V 0405	2x10n	16V	normal,-10%,10%
C4817	Top	K	5	0405_2_P0.65_AVX	CHIP ARRAY X5R 2X10N K 16V 0405	2x10n	16V	normal,-10%,10%
C4818	Top	H	5	0405_2_P0.65_AVX	CHIP ARRAY X5R 2X10N K 16V 0405	2x10n	16V	normal,-10%,10%
C4819	Bot	E	5	0402C	Chipcap X7R 10% 16V 0402	10n	16V	normal,-10%,10%
C4820	Top	H	4	0402C	Chipcap X7R 10% 16V 0402	10n	16V	normal,-10%,10%
C5000	Bot	I	6	0402C	CHIPCAP X5R 100N K 10V 0402	100n	10V	normal,-10%,10%
C5001	Bot	I	6	0402C	CHIPCAP X5R 100N K 10V 0402	100n	10V	normal,-10%,10%

Item	Side	X	Y	Type	Description and value			
C5003	Bot	I	5	0402C	Chipcap X7R 10% 16V 0402	10n	16V	normal,-10%,10%
C5004	Bot	I	6	0402C	Chipcap X7R 10% 16V 0402	10n	16V	normal,-10%,10%
C5083	Bot	K	3	0402C	CHIPCAP X5R 100N K 10V 0402	100n	10V	normal,-10%,10%
C5084	Bot	K	3	0402C	Chipcap X7R 10% 16V 0402	10n	16V	normal,-10%,10%
C5085	Bot	K	2	0402C	Chipcap X7R 10% 16V 0402	10n	16V	normal,-10%,10%
C5086	Bot	K	2	0402C	CHIPCAP X5R 100N K 10V 0402	100n	10V	normal,-10%,10%
C5087	Bot	K	2	0402C	Chipcap X7R 10% 16V 0402	10n	16V	normal,-10%,10%
C5088	Bot	K	2	0402C	Chipcap X7R 10% 16V 0402	10n	16V	normal,-10%,10%
C5089	Bot	K	2	0402C	Chipcap X7R 10% 16V 0402	10n	16V	normal,-10%,10%
C5200	Bot	I	6	0603C	CHIPCAP X5R 1U K 6V3 0603	1u0	6.3V	normal,-10%,10%
C5201	Bot	G	6	0603C	CHIPCAP X5R 1U K 6V3 0603	1u0	6.3V	normal,-10%,10%
C5202	Bot	H	6	0603C	CHIPCAP X5R 1U K 6V3 0603	1u0	6.3V	normal,-10%,10%
C5203	Bot	H	7	0402C	Chipcap X7R 10% 16V 0402	10n	16V	normal,-10%,10%
C6031	Top	I	8	0402C	Chipcap X7R 10% 16V 0402	10n	16V	normal,-10%,10%
C6033	Top	I	8	0402C	Chipcap X7R 10% 16V 0402	10n	16V	normal,-10%,10%
C6035	Top	J	8	0402C	Chipcap X7R 10% 16V 0402	10n	16V	normal,-10%,10%
C6036	Top	I	8	0603C	CHIPCAP X5R 1U K 6V3 0603	1u0	6.3V	normal,-10%,10%
C6038	Top	K	8	0402C	Chipcap X7R 10% 16V 0402	10n	16V	normal,-10%,10%
C6043	Top	H	8	0402C	Chipcap X7R 10% 16V 0402	10n	16V	normal,-10%,10%
C6044	Top	I	9	0402C	Chipcap 5% NP0	15p	50V	normal,-5%,5%
C6045	Top	J	9	0402C	Chipcap 5% NP0	15p	50V	normal,-5%,5%
C6046	Top	J	9	0402C	Chipcap +-0.25pF NP0	1p8	50V	normal,-0.25pF,0.25pF



Item	Side	X	Y	Type	Description and value			
C6047	Top	J	8	0603C	CHIPCAP X5R 2U2 K 6V3 0603	2u2	6V3	normal,-10%,10%
C6048	Top	I	9	0402C	Chipcap +-0.25pF NP0	2p7	50V	normal,-0.25pF,0.25pF
C6049	Top	I	9	0402C	Chipcap +-0.25pF NP0	1p5	50V	normal,-0.25pF,0.25pF
C7500	Top	B	8	0402C	Chipcap 5% X7R	1n0	50V	normal,-5%,5%
C7501	Top	B	8	0402C	Chipcap 5% NP0	10p	50V	normal,-5%,5%
C7502	Top	B	9	0402C	CHIPCAP NP0 180P J 25V 0402	180p	25V	normal,-5%,5%
C7503	Top	B	9	0603C	CHIPCAP NP0 2N7 G 50V 0603	2n7	50V	normal,-2%,2%
C7504	Top	C	9	0402C	CHIPCAP NP0 220P J 25V 0402	220p	25V	normal,-5%,5%
C7505	Top	C	8	0402C	CHIPCAP X5R 100N K 10V 0402	100n	10V	normal,-10%,10%
C7506	Top	B	8	0402C	CHIPCAP X5R 100N K 10V 0402	100n	10V	normal,-10%,10%
C7508	Top	B	8	0402C	CHIPCAP X5R 100N K 10V 0402	100n	10V	normal,-10%,10%
C7509	Top	D	8	0402C	Chipcap 5% NP0	100p	50V	normal,-5%,5%
C7510	Top	D	8	0402C	Chipcap 5% NP0	100p	50V	normal,-5%,5%
C7512	Top	D	9	0402C	CHIPCAP X5R 100N K 10V 0402	100n	10V	normal,-10%,10%
C7513	Top	C	6	0603C	CHIPCAP NP0 1N0 J 50V 0603	1n0	50V	normal,-5%,5%
C7514	Top	D	7	0402C	Chipcap 5% NP0	56p	50V	normal,-5%,5%
C7515	Top	C	6	0603C	CHIPCAP NP0 2N2 J 16V 0603	2n2	16V	normal,-5%,5%
C7516	Top	D	7	0402C	Chipcap X7R 10% 16V 0402	10n	16V	normal,-10%,10%
C7518	Top	D	6	0402C	Chipcap 5% NP0	47p	50V	normal,-5%,5%
C7519	Top	B	9	0402C	Chipcap +-0.25pF NP0	5p6	50V	normal,-0.25pF,0.25pF
C7520	Top	D	7	0402C	Chipcap 5% NP0	15p	50V	normal,-5%,5%
C7600	Top	B	6	0402C	CHIPCAP X5R 100N K 10V 0402	100n	10V	normal,-10%,10%
C7601	Top	B	6	0402C	Chipcap 5% NP0	22p	50V	normal,-5%,5%

Item	Side	X	Y	Type	Description and value			
C7602	Top	B	6	0402C	Chipcap 5% NP0	47p	50V	normal,-5%,5%
C7603	Top	C	4	0402C	Chipcap 5% NP0	22p	50V	normal,-5%,5%
C7604	Top	B	5	0402C	Chipcap 5% NP0	22p	50V	normal,-5%,5%
C7605	Top	B	5	0402C	Chipcap 5% NP0	22p	50V	normal,-5%,5%
C7607	Top	B	7	0402C	Chipcap +/-0.25pF NP0	1p0	50V	normal,-0.25pF,0.25pF
C7700	Top	C	4	0402C	Chipcap 5% X7R	1n0	50V	normal,-5%,5%
C7701	Top	B	4	0402C	Chipcap 5% NP0	27p	50V	normal,-5%,5%
C7702	Top	B	3	FILTER_NFM2012_CK D510	CHIPCAP FEEDTHRU 1U S 16V 0805	1u	16V	normal,-20%,50%
C7703	Top	C	3	0603C	CHIPCAP X5R 4U7 K 6V3 0603	4u7	6.3V	normal,-10%,10%
C7704	Top	D	4	0402C	Chipcap X7R 10% 16V 0402	10n	16V	normal,-10%,10%
C7705	Top	C	6	0402C	Chipcap 5% NP0	15p	50V	normal,-5%,5%
C7706	Top	C	6	0402C	Chipcap 5% NP0	15p	50V	normal,-5%,5%
C7708	Top	E	4	0402C	Chipcap X7R 10% 16V 0402	10n	16V	normal,-10%,10%
C7709	Top	D	4	0402C	Chipcap 5% NP0	27p	50V	normal,-5%,5%
C7710	Top	D	4	0402C	Chipcap X7R 10% 16V 0402	10n	16V	normal,-10%,10%
C7713	Top	C	4	0402C	Chipcap X7R 10% 16V 0402	10n	16V	normal,-10%,10%
C7714	Top	C	5	0402C	Chipcap X7R 10% 16V 0402	10n	16V	normal,-10%,10%
C7715	Top	C	4	0402C	Chipcap 5% X7R	1n0	50V	normal,-5%,5%
C7718	Top	C	6	0402C	Chipcap +/-0.25pF NP0	1p5	50V	normal,-0.25pF,0.25pF
C7719	Top	C	6	0402C	Chipcap +/-0.25pF NP0	1p5	50V	normal,-0.25pF,0.25pF
C7721	Top	D	6	0402C	Chipcap +/-0.25pF NP0	1p0	50V	normal,-0.25pF,0.25pF
D2200	Top	F	8	TFBGA_244	UEMEK2V0 LF WDENA TFBGA244	~	~	~
D2800	Top	F	5	uBGA_173	STUF UPP+FLASH V11.2E UBGA173	~	~	~

Item	Side	X	Y	Type	Description and value			
D4400	Bot	J	2	LLP_44	MCU E 8BIT COP8TAB5HYQ8 LLP44	~	~	~
D4800	Top	J	5	uBGA_289	HELEN V1 OMAP1510GZZG2R 289U*BGA	~	~	~
D4801	Bot	F	5	PDSO_G6	2XBUFFER O/DRAIN 74LVC2G07 SC70-6	~	~	~
D5000	Bot	J	5	TFBGA115	MDOC 1GB 2.7-3.6V PBFREE TFBGA115	1GB	~	~
D5080	Top	I	3	FBGA_54_11.6X10.1	SDRAM 32MX16 1.8/1.8V FBGA54 PBFREE	32Mx16	~	~
F2020	Bot	K	5	0603_FUSE	SM FUSE F 1.5A 32V ROHS- FREE 0603	1.5A	~	~
G2400	Bot	D	9	BATTER_RB414H	CELL CAPACITOR 0.01MAH 3V3	3V3	~	~
G7500	Top	B	9	VCO_DCS02733	VCO 3296-3980MHZ 4-BAND MATSUSHITA	3296- 3980MHz	~	~
G7501	Top	D	9	NGK3138C	VCTCXO 26MHZ +-3PPM 2.7v 1.3MA GSM	26MHz	~	~
L2000	Top	K	5	FERRITE_0402	FERRITE BEAD 0.6R 600R 300MA 0.6R 0402	600R/ 300mA	~	~
L2001	Top	K	5	0603_BLM	FERRITE BEAD 0R5 600R/ 100MHZ 0603	600R/ 100MHz	~	~
L2002	Bot	J	4	0603_BLM	FERRITE BEAD 0R5 600R/ 100MHZ 0603	600R/ 100MHz	~	~
L2003	Bot	K	7	0405_2_H1.0	CHIP BEAD ARRAY 2X1000R 0405	2x1000R/ 100MHz	~	-
L2004	Bot	J	8	0405_2_H1.0	CHIP BEAD ARRAY 2X1000R 0405	2x1000R/ 100MHz	~	-
L2005	Bot	J	8	0405_2_H1.0	CHIP BEAD ARRAY 2X1000R 0405	2x1000R/ 100MHz	~	-
L2100	Top	C	2	0405_2_H1.0	CHIP BEAD ARRAY 2X1000R 0405	2x1000R/ 100MHz	~	-
L2101	Bot	M	6	FERRITE_0402	FERRITE BEAD 0.6R 600R 300MA 0.6R 0402	600R/ 300mA	~	~
L2110	Bot	G	3	0405_2_TDK	CHIP BEAD ARRAY 2X220R 0405	2x220R	~	-
L2200	Bot	F	8	FERRITE_BK1608	FERRITE BEAD 0R3 47/ 100MHZ 0603	47R/ 100MHz	~	~
L2330	Bot	E	8	0603_BLM	FERRITE BEAD 0R5 600R/ 100MHZ 0603	600R/ 100MHz	~	~
L2331	Bot	F	8	0603_BLM	FERRITE BEAD 0R5 600R/ 100MHZ 0603	600R/ 100MHz	~	~
L2332	Bot	E	9	0603_BLM	FERRITE BEAD 0R5 600R/ 100MHZ 0603	600R/ 100MHz	~	~

Item	Side	X	Y	Type	Description and value			
L2333	Bot	E	8	0603_BLM	FERRITE BEAD 0R5 600R/100MHZ 0603	600R/100MHz	~	~
L2334	Bot	E	8	0603_BLM	FERRITE BEAD 0R5 600R/100MHZ 0603	600R/100MHz	~	~
L2335	Bot	F	7	0603_BLM	FERRITE BEAD 0R5 600R/100MHZ 0603	600R/100MHz	~	~
L4100	Bot	G	8	FERRITE_0402	FERRITE BEAD 0.6R 600R 300MA 0.6R 0402	600R/300mA	~	~
L4201	Bot	C	5	CHOKE_ELL4LM100MN2	CHOKE 10U M 0.6A 0R18 4X4X1.8	10uH	~	normal,-20%,20%
L4401	Top	C	2	0603_BLM	FERRITE BEAD 0R5 600R/100MHZ 0603	600R/100MHz	~	~
L6030	Top	J	9	0402L	CHIP COIL 22N J Q28/800M 0402	22nH	~	normal,-5%,5%
L6031	Top	J	9	0402L	CHIP COIL 3N3 +-0N3 Q28/800M 0402	3n3H	~	normal,-0n3,+0n3%
L6032	Top	I	9	0402L	CHIP COIL 3N3 +-0N3 Q28/800M 0402	3n3H	~	normal,-0n3,+0n3%
L6033	Top	I	8	0402L	CHIP COIL 22N J Q28/800M 0402	22nH	~	normal,-5%,5%
L7500	Top	D	8	FERRITE_0402	FERRITE BEAD 0.6R 600R 300MA 0.6R 0402	600R/300mA	~	~
L7600	Top	B	7	0402L	CHIP COIL 5N6 +-0N3 Q28/800M 0402	5n6H	~	normal,-0n3,+0n3
L7601	Top	B	7	0402L	CHIP COIL 4N7 +-0N3 Q28/800M 0402	4n7H	~	normal,-0n3,+0n3
L7602	Top	B	7	0402L	CHIP COIL 4N7 +-0N3 Q28/800M 0402	4n7H	~	normal,-0n3,+0n3
L7603	Top	B	7	0402L	CHIP COIL 18N J Q29/800M 0402	18nH	~	normal,-5%,5%
L7604	Top	B	7	0402L	CHIP COIL 18N J Q29/800M 0402	18nH	~	normal,-5%,5%
L7701	Top	C	4	FERRITE_0402	FERRITE BEAD 0.6R 600R 300MA 0.6R 0402	600R/300mA	~	~
N2001	Bot	K	3	SOT23_5_H1.45	REG 3.3V/150MA LP2985A-3.3 SOT23-5	~	3.3V	~
N2070	Bot	D	3	USMD10_2.08X1.57_H0.675	CURRENT SENS LM3820 USMD10 PB-FREE	~	~	~
N2100	Bot	J	9	USMD18_ST_NSC	AF AMP LM4855ITLX NOPB USMD18	~	~	~
N4100	Bot	H	9	PBGA_N80_MIRROR	ANALOG SN0404109ZQER 2.7-3.6V BGA80	~	~	~
N4200	Bot	F	5	LLP_6	REG LP3981YDX 2.8/NOPB 0.3A LLP-6	~	2.8V	~
N4201	Bot	D	4	USMD_10_2.458X1.899	DC-DC CONV LM2708HTLX-1.57V/1.35V USMD10	~	~	~

Item	Side	X	Y	Type	Description and value			
N4202	Bot	E	4	USMD5_1.442X1.087_H0.675	REG 1.8V/150MA LP2985ITLX USMD5 NOPB	~	1.8V	~
N4490	Bot	C	10	IRDA_RPM960	IRDA 1.15MBPS 2.2MM ROHS	~	~	~
N4800	Bot	G	4	SOT23_6_H1.45	VOLTAGE SUPERVISOR TPS3103E12DBVR	~	) (REFL OC,	~
N5200	Bot	H	7	USMD5_1.47X1.04_H0.675	VREG LP3985ITLX-3.0 NOPB USMD5	~	3V	~
N6030	Top	I	8	TFBGA84_H1.2	BC213143A-17-RK-E4	~	~	~
N7500	Top	C	7	LFBGA88	HONI56F LFBGA88	~	~	~
N7700	Top	D	4	RF_PA_PF79001B_6.2X5.2A	PW AMP RF9250E4.1 MICRO GSM/EDGE	~	~	~
R2001	Top	F	9	0402R	Resistor 5% 63mW	100k	~	normal,- 5%,5%
R2002	Top	K	6	0402R	Resistor 5% 63mW	47R	~	normal,- 5%,5%
R2003	Top	K	5	uBGA8_1.3X2.0	ASIP EMIF02-USB01F2 **PB-FREE**	~	~	~
R2004	Bot	J	4	0402R	Resistor 5% 63mW	100k	~	normal,- 5%,5%
R2006	Bot	K	7	0405_2	VARISTOR ARRAY 2XVWM16V VC50 0405	2XVWM16 V	~	~
R2007	Bot	J	8	uBGA5	ASIP 4XESD **PB-FREE** BGA5	~	~	~
R2008	Bot	I	3	0402R	Resistor 5% 63mW	100k	~	normal,- 5%,5%
R2021	Top	K	2	0402_NTH5	NTC RES 47K J B=4050+-3% 0402	47k	~	normal,- 5%,5%
R2044	Bot	J	3	0402_VAR	CHIP VARISTOR VW14V VC46V 0402	14V/46V	~	-
R2071	Bot	C	3	MNR02_SR	RES NETWORK 0W06 2X2K2 J 0404	2x2k2	~	normal,- 5%,5%
R2100	Bot	E	7	MNR02_SR	RES NETWORK 0W06 2X5R6 J 0404	2x5.6R	~	normal,- 5%,5%
R2101	Top	C	2	0405_2	VARISTOR ARRAY 2XVWM16V VC50 0405	2XVWM16 V	~	~
R2102	Bot	G	6	MNR02_SR	RES NETWORK 0W06 2X2K2 J 0404	2x2k2	~	normal,- 5%,5%
R2103	Bot	G	6	0402R	Resistor 5% 63mW	2k2	~	normal,- 5%,5%
R2104	Bot	K	7	0402R	Resistor 5% 63mW	10k	~	normal,- 5%,5%
R2105	Bot	K	7	0402R	CHIPRES 0W06 1K0 F 200PPM 0402	1k0	~	normal,- 1%,1%

Item	Side	X	Y	Type	Description and value			
R2106	Bot	K	7	0402R	CHIPRES 0W06 1K0 F 200PPM 0402	1k0	~	normal,- 1%,1%
R2107	Bot	K	7	MNR02_SR	RES NETWORK 0W06 2X2K2 J 0404	2x2k2	~	normal,- 5%,5%
R2108	Bot	I	9	0402R	Resistor 5% 63mW	10k	~	normal,- 5%,5%
R2109	Bot	H	9	0402R	Resistor 5% 63mW	4k7	~	normal,- 5%,5%
R2110	Bot	I	9	0402R	Resistor 5% 63mW	3k3	~	normal,- 5%,5%
R2111	Bot	J	9	0402R	Resistor 5% 63mW	10R	~	normal,- 5%,5%
R2112	Bot	J	9	0402R	Resistor 5% 63mW	10R	~	normal,- 5%,5%
R2113	Bot	I	8	0402R	Resistor 5% 63mW	10R	~	normal,- 5%,5%
R2114	Bot	J	8	0402R	Resistor 5% 63mW	10R	~	normal,- 5%,5%
R2115	Bot	G	3	0405_2	VARISTOR ARRAY 2XVWM16V VC50 0405	2XVWM16 V	~	-
R2116	Bot	H	9	0402R	Resistor 5% 63mW	10k	~	normal,- 5%,5%
R2117	Bot	I	9	0402R	Resistor 5% 63mW	4k7	~	normal,- 5%,5%
R2200	Bot	F	9	0805R_THERM1	CHIPRES 0W25 0R22 J 0805	0R22	~	normal,- 5%,5%
R2251	Bot	F	8	0402R	Chipres 0W06 100k F 200ppm 0402	100k	~	normal,- 1%,1%
R2350	Bot	F	7	0402R	Resistor 5% 63mW	100k	~	normal,- 5%,5%
R2352	Top	G	6	0402R	Chipres 0W06 100k F 200ppm 0402	100k	~	normal,- 1%,1%
R2353	Top	G	6	0402R	Resistor 5% 63mW	4k7	~	normal,- 5%,5%
R2354	Bot	F	7	0402R	Resistor 5% 63mW	4k7	~	normal,- 5%,5%
R2700	Bot	D	6	uBGA8	ASIP EMIF03-SIM01F2 **PB- FREE**	~	~	~
R2900	Top	E	7	0402R	Resistor 5% 63mW	10k	~	normal,- 5%,5%
R2901	Top	E	7	0402R	Resistor 5% 63mW	10k	~	normal,- 5%,5%
R2902	Bot	E	5	0402R	Resistor 5% 63mW	100R	~	normal,- 5%,5%
R2903	Top	E	7	0402R	CHIPRES 0W06 27K F 0402	27k	~	normal,- 1%,1%

Item	Side	X	Y	Type	Description and value			
R3000	Top	E	4	0402R	Resistor 5% 63mW	4k7	~	normal,-5%,5%
R4100	Bot	H	8	0402R	Resistor 5% 63mW	39k	~	normal,-5%,5%
R4101	Top	H	7	0402R	Resistor 5% 63mW	47R	~	normal,-5%,5%
R4202	Bot	D	4	0402R	Resistor 5% 63mW	220k	~	normal,-5%,5%
R4401	Top	G	2	0402R	Resistor 5% 63mW	330R	~	normal,-5%,5%
R4410	Bot	D	3	uBGA5	ASIP 4XESD **PB-FREE** BGA5	~	~	~
R4411	Bot	I	2	0402_VAR	CHIP VARISTOR VWM14V VC50V 0402	14V/50V	~	-
R4412	Bot	I	2	0402R	Resistor 5% 63mW	10R	~	normal,-5%,5%
R4413	Top	C	2	uBGA5	ASIP 4XESD **PB-FREE** BGA5	~	~	~
R4419	Top	D	2	0402R	Resistor 5% 63mW	100k	~	normal,-5%,5%
R4420	Top	D	2	0402R	Resistor 5% 63mW	100k	~	normal,-5%,5%
R4421	Top	I	7	0402R	Resistor 5% 63mW	100k	~	normal,-5%,5%
R4424	Top	G	4	0402R	Resistor 5% 63mW	100k	~	normal,-5%,5%
R4425	Top	G	4	EXB28V_SR	RES NETWORK 0W03 4X100K J 0804	4x100k	~	normal,-5%,5%
R4427	Top	G	4	0402R	Resistor 5% 63mW	10k	~	normal,-5%,5%
R4430	Bot	I	3	0402R	Resistor 5% 63mW	100k	~	normal,-5%,5%
R4490	Bot	E	8	0805R_THERM1	CHIPRES 0W125 4R7 J 0805	4R7	~	normal,-5%,5%
R4800	Top	H	6	MNR02_SR	RES NETWORK 0W06 2X2K2 J 0404	2x2k2	~	normal,-5%,5%
R4801	Top	K	5	0402R	10k	~	normal,-5%,5%	
R4802	Bot	H	4	0402R	Resistor 5% 63mW	100k	~	normal,-5%,5%
R4803	Top	H	6	0402R	Resistor 5% 63mW	100k	~	normal,-5%,5%
R4804	Top	H	5	0402R	Resistor 5% 63mW	100k	~	normal,-5%,5%

Item	Side	X	Y	Type	Description and value			
R4805	Top	H	7	0402R	Resistor 5% 63mW	100k	~	normal,-5%,5%
R4806	Bot	H	4	0402R	Resistor 5% 63mW	10R	~	normal,-5%,5%
R4807	Bot	H	6	0402R	Resistor 5% 63mW	15R	~	normal,-5%,5%
R4808	Top	J	4	0402R	Resistor 5% 63mW	22R	~	normal,-5%,5%
R4810	Bot	F	5	0402R	Resistor 5% 63mW	10k	~	normal,-5%,5%
R5000	Bot	K	6	0402R	Resistor 5% 63mW	10k	~	normal,-5%,5%
R5001	Bot	K	5	0402R	Resistor 5% 63mW	10k	~	normal,-5%,5%
R5200	Bot	H	7	uBGA11_1.62X2.12	ASIP EMIF04-MMC02F2**PB-FREE**	~	~	~
R5201	Bot	I	6	0402R	Resistor 5% 63mW	22k	~	normal,-5%,5%
R5202	Bot	H	6	0402R	Resistor 5% 63mW	100k	~	normal,-5%,5%
R6030	Top	J	8	0402R	Resistor 5% 63mW	10k	~	normal,-5%,5%
R6031	Top	I	9	0402R	Chipres 0W06 jumper 0402	0R	~	normal,-,-
R6034	Top	I	8	0402R	CHIPRES 0W06 2R2 J 0402	2R2	~	normal,-5%,5%
R6039	Top	J	8	0402R	Resistor 5% 63mW	27k	~	normal,-5%,5%
R6040	Top	K	8	0402R	Resistor 5% 63mW	330R	~	normal,-5%,5%
R6041	Top	K	8	0402R	Resistor 5% 63mW	330k	~	normal,-5%,5%
R6042	Top	K	8	0402R	Resistor 5% 63mW	27k	~	normal,-5%,5%
R6043	Top	K	8	0402R	Resistor 5% 63mW	820R	~	normal,-5%,5%
R6044	Top	K	8	0402R	Resistor 5% 63mW	1k8	~	normal,-5%,5%
R7500	Top	A	8	0402R	Chipres 0W06 5R6 J 0402	5R6	~	normal,-5%,5%
R7501	Top	C	9	0402R	Resistor 5% 63mW	5k6	~	normal,-5%,5%
R7502	Top	C	9	0402R	Chipres 0W06 6k8 F 0402	6k8	~	normal,-1%,1%
R7503	Top	B	8	0402R	Resistor 5% 63mW	4k7	~	normal,-5%,5%



Item	Side	X	Y	Type	Description and value			
R7504	Top	C	9	0402R	Resistor 5% 63mW	6k8	~	normal,-5%,5%
R7505	Top	C	7	0402R	Resistor 5% 63mW	100R	~	normal,-5%,5%
R7506	Top	C	7	0402R	Resistor 5% 63mW	100R	~	normal,-5%,5%
R7507	Top	D	7	0402R	Resistor 5% 63mW	6k8	~	normal,-5%,5%
R7509	Top	D	7	0402R	Resistor 5% 63mW	22k	~	normal,-5%,5%
R7510	Top	D	7	0402R	Resistor 5% 63mW	4k7	~	normal,-5%,5%
R7511	Top	D	6	0402R	Resistor 5% 63mW	4k7	~	normal,-5%,5%
R7512	Top	C	9	0404_RAC10	RES NETWORK 0W04 2DB ATT 0404	436R/ 11R6/436R	~	~
R7600	Top	B	6	0402R	Resistor 5% 63mW	10R	~	normal,-5%,5%
R7601	Top	B	6	0402R	Resistor 5% 63mW	47R	~	normal,-5%,5%
R7602	Top	B	7	0402R	Resistor 5% 63mW	47R	~	normal,-5%,5%
R7701	Top	C	3	0402R	Resistor 5% 63mW	10R	~	normal,-5%,5%
R7705	Top	D	3	0404_RAC10	RES NETWORK 0W04 1DB ATT 0404	870R/ 5R77/870R	~	~
R7707	Top	D	4	0402R	Resistor 5% 63mW	33R	~	normal,-5%,5%
R7710	Top	D	4	0404_RAC10	RES NETWORK 0W04 1DB ATT 0404	870R/ 5R77/870R	~	~
R7712	Top	E	4	0402R	Resistor 5% 63mW	33R	~	normal,-5%,5%
R7715	Top	D	3	0402R	Resistor 5% 63mW	100R	~	normal,-5%,5%
R7717	Top	D	4	0402R	CHIPRES 0W06 1K0 F 200PPM 0402	1k0	~	normal,-1%,1%
R7718	Bot	G	8	0402R	Resistor 5% 63mW	39k	~	normal,-5%,5%
S4400	Bot	F	4	SWITCH_ESE13V01C	SM SW DETECTOR SWITCH 5V 10MA	~	~	~
T6030	Top	I	9	TRANS_LDB213	TRANSF BALUN 2400+-100MHZ	~	~	~
T7500	Top	C	8	TRANS_LDB213	TRANSF BALUN 3600MHZ+-400MHZ	~	~	~
T7700	Top	D	5	TRANS_LDB15	TRANSF BALUN 1800+-100mhz 2x1.25	~	~	~

Item	Side	X	Y	Type	Description and value			
V2020	Bot	M	5	CASE_457	TVS DI 1PMT16AT3 16V 175W PWRMITE	~	~	~
V4200	Bot	C	6	SC_75A	MFET 2SK3019 N 30V 0.1A 7R SC-75A	~	~	~
V4400	Top	F	4	SOT323	DIX2 BAV70W CC 70V .5A 4NS SOT323	~	~	~
V6030	Top	K	8	SC75	TR 2SA1774 P 50V 0.15A 140MHZ SC75	~	~	~
V6031	Top	K	8	SOT323	Tr NPN 12V 35mA SOT323	~	~	~
X2020	Bot	A	4	CON_MINI_BATT	SM BATT CONN 3 POLE	~	~	~
X2021	Top	M	6	SYSCON_RSD_MINIP OP	SM SYST.CONN 14 POL MINI POP-PORT	~	~	~
X2060	Top	K	3	TRACEABILITY_PAD	MODULE ID COMPONENT 2.8X1.8X0.3	~	~	~
X2700	Bot	C	7	SIM_CONN_SK2002_ 00577	SM SIM CONN 2X3POL P2.54 H2.2	~	~	~
X4401	Bot	H	2	CON_FXZ_33_MIRRO RED	SM FPC CONN 33POL P0.65 50V 0.2A	~	~	~
X4402	Bot	D	2	CON_FXZ_61_MIRRO RED	SM FPC CONN 61POL P0.3 50V 0.2A	~	~	~
X5200	Bot	I	7	MMC_RSD_47020_18 01_REV	SM MMC CONN 6POL P2.5 H1.8	~	~	~
X7600	Bot	C	4	CONN_UFL_R_SMT	SM CONN RF 50R 100V 6GHZ STR	~	~	~
Z4400	Top	G	4	uBGA25_2.69X2.69	ASIP 10-CH ESD EMI FIL- TER BGA25	~	~	~
Z4401	Top	D	2	uBGA25_2.69X2.69	ASIP 10-CH ESD EMI FIL- TER BGA25	~	~	~
Z4402	Top	F	2	uBGA25_2.69X2.69	ASIP 10-CH ESD EMI FIL- TER BGA25	~	~	~
Z4403	Top	F	2	uBGA25_2.69X2.69	ASIP 10-CH ESD EMI FIL- TER BGA25	~	~	~
Z6030	Top	H	9	FILTER_BLUEBIRD_1 _3	CER FILT 2441+-41.75MHZ 2.5X2.0	2441MHz	~	~
Z7600	Top	B	4	ANT_SW_5.6X4.2	DIPL+3SW 824-960/1710- 1990MHZ 5.4X4x1.5MM	~	~	~
Z7601	Top	B	7	FILTER_T2B_H0.78	SAW 942.5+-17.5MHZ 2.0X1.6	942.5MHz	~	~
Z7602	Top	B	7	FILTER_T2B_H0.78	SAW 1842.5+-37.5MHZ 2.0X1.6	1842.5MH z	~	~
Z7603	Top	B	6	FILTER_NWA19P	BAW FILT 1960+-30MHZ 3.0X3.0	1960MHz	~	~
Z7700	Top	D	6	FILTER_T2B_H0.78	SAW FILT 897.5+-17.5MHZ 2.0X1.6	897.5MHz	~	~

■ **Variant parts for RA-4 engine module**

Item	EU description	US description
Z 7700	SAW FILT 897.5+-17.5MHZ	SAW FILT 836+-12.5MHZ
Z 7601	SAW FILT 942.5+-17.5MHZ	SAW FILT 881.5+-12.5MHZ

***Parts not assembled in RA-4***

Item	EU description
R 7799	RESISTOR 10R

[This page intentionally blank]